

CBSA

—西博國際—



KITCHEN DIY


I HAVE WHAT I STAND FOR!

New thinking, new ideas, new homes, new ideas, new experiences

Custom home cabinets, I can ...

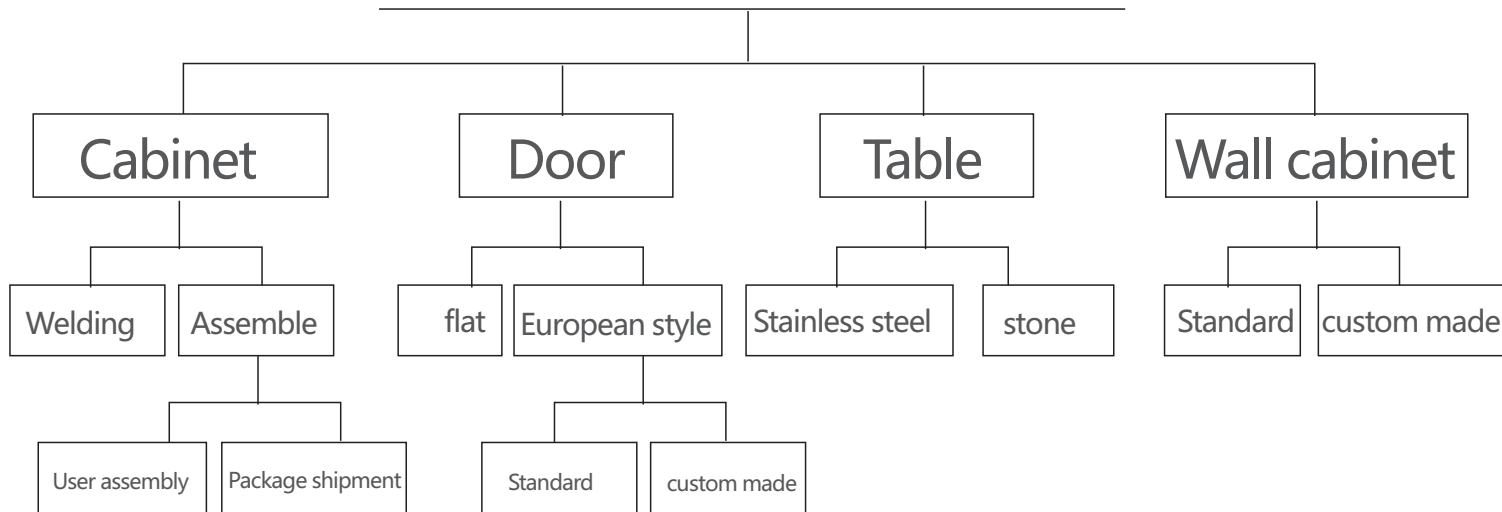
Creative DIY

Make home kitchen more fashionable and understand me better



When you start designing, you know more about me than the stylish kitchen!


The composition of the overall cabinet



* The above overall cabinet is only a basic structure. Some home cabinets are also equipped with high cabinets, half-height cabinets, electrical cabinets or non-standard cabinets.

* The overall cabinet accessories are only equipped with the basic hardware accessories of the conventional grid. Hardware accessories such as blue and seasoning can be added according to user needs.

CABINET STRUCTURE



Design ideas and steps

1. Understand the structure and composition of the stainless steel overall cabinet
2. Make a functional layout of your own kitchen space
3. Measure the kitchen according to the design requirements of the cabinet
4. According to the size and function positioning, select the components of the cabinet for configuration
5. After the configuration is completed, choose the cabinet door panel and countertop that conform to your own style.
6. Finally choose the hardware functional accessories of the cabinet
7. complete the overall cabinet effect, order production and processing
8. Manufacturers deliver professional installation instructions



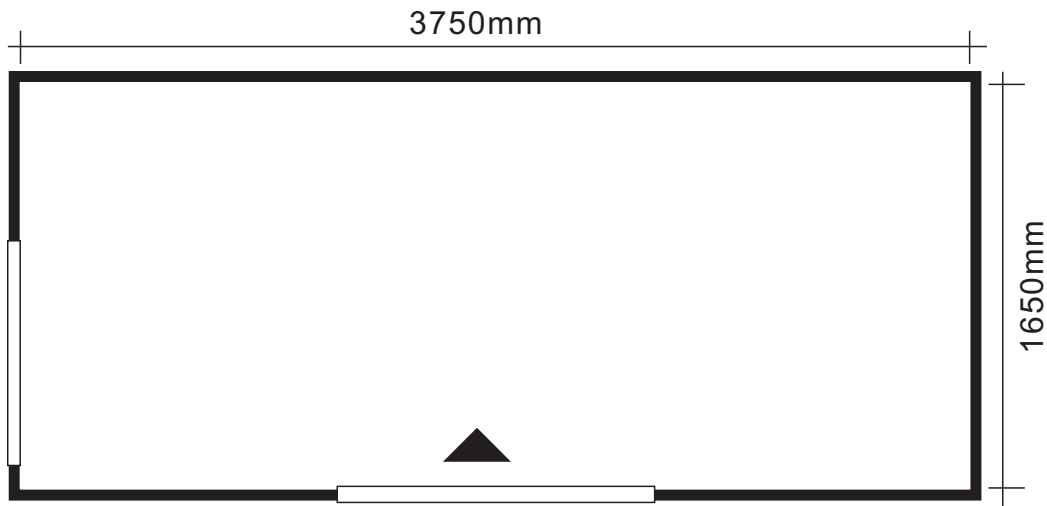
For details, please contact the customer service hotline: +86 18128708913

Case study, DIY design, stainless steel cabinet

design example

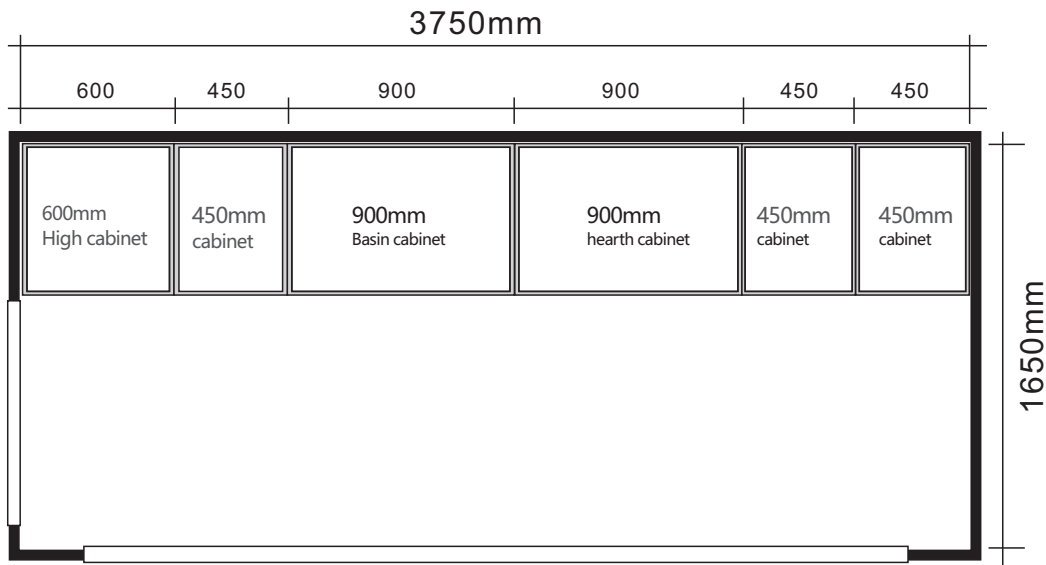
Five steps to complete DIY design:

ruler + layout + design + production + installation



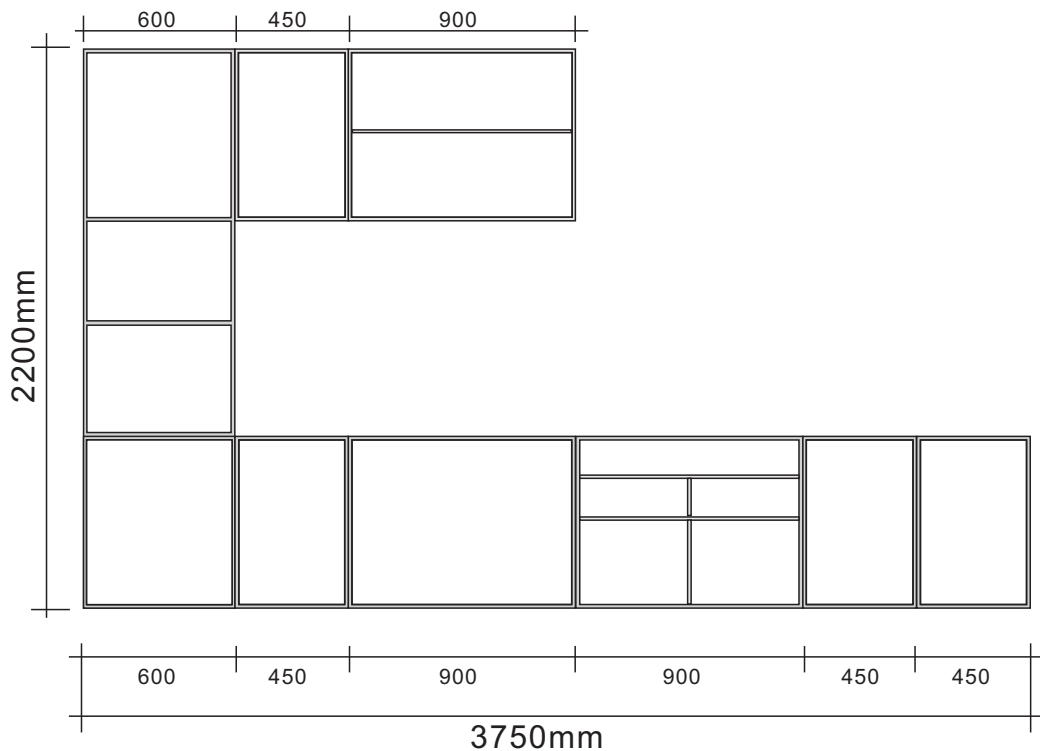
First, analyze the kitchen floor plan:

1. This is a long kitchen. Let's measure out the space in the kitchen first, and then design the layout.
2. It can be designed as an open kitchen or a closed left and right glass sliding door.
3. From the structural point of view, the kitchen is designed as a glyph-shaped whole cabinet.



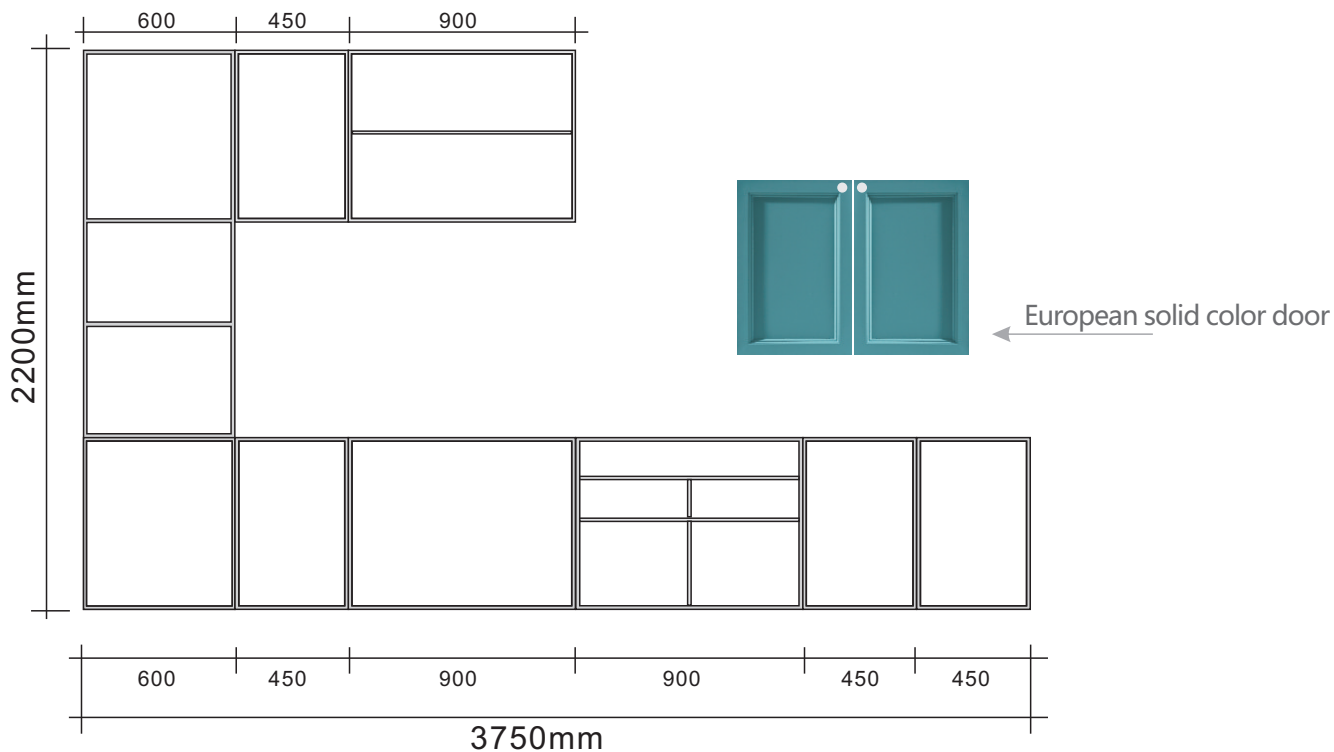
Two, design for the kitchen:

1. According to the length of the kitchen, we began to design a glyph cabinet.
2. In order to reflect the overall layout, this plan is designed as an open fashion kitchen, and European style minimalist cabinets are designed.
3. As the long side is 3750mm, according to the standard design of European-style cabinets, a functional cabinet as shown in the figure can be placed.



Third, the facade design plan:

1. According to the user's style and functional requirements, design the facade effect as shown in the figure.
2. The ceiling cabinet is designed to be open, highlighting the overall appearance level.



Design door panels for cabinets:

1. This plan chooses European-style simple solid color door panels.
2. Custom-made glass door panels are selected for high cabinet door panels and hanging cabinet door panels, highlighting the beauty and fashion sense of the overall cabinet.
3. The door panel must be matched with the cabinet size, otherwise it cannot be installed.



Fifth, the overall cabinet after installation:

1. The quartz stone countertop matching scheme was selected to give the entire cabinet style a higher grade and artistic effect.
2. High cabinets and hanging cabinets use translucent glass door panels, white quartz stone countertops and blue European door panels. And designed open hanging cabinets to enrich the appearance and applicability of the overall cabinet.

Cabinet hardware accessories: It is an important connecting piece and storage tool for cabinets. There are various grades to choose freely.



Seasoned Lalan



drawer



Lalan



handle




Hinge



Pneumatic hinge

Cabinet floor cabinet installation drawing



Double door cabinet



Double drawer cabinet



Basin cabinet



Cylinder cabinet



Corner cabinet



Seasoning cabinet




Pull blue cabinet (hearth cabinet)

Cabinet wall cabinet structure drawing



Cabinet material advantages:

- 1.Assembly structure
- 2.304 stainless steel plate
- 3.Thickness is 18mm
- 4.Inner aluminum honeycomb
5. Waterproof, fireproof and pollution-free



Aluminum honeycomb material



Single door cabinet

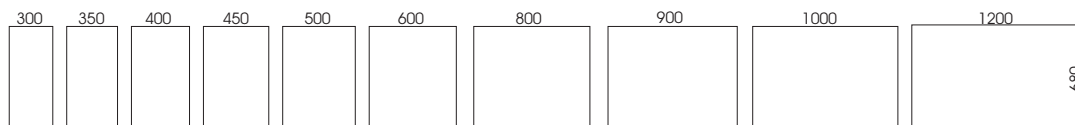


Sliding door cabinet

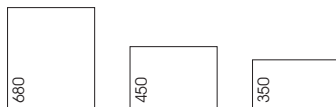
Standard parameters of stainless steel cabinet

Standard depth of floor cabinet and high cabinet: 550mm, standard depth of cabinet: 330mm.

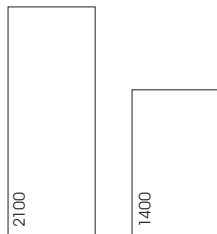
Cabinet standard width:



Standard height of wall cabinet:



Standard height of high cabinet:



Meet stainless steel cabinet door panels

cabinet door



Integrated stamping and embossing door panel
Only 18mm thick
Filled aluminum honeycomb



Section effect

The integral moulding is adopted to solve the above defects,
and the integral aesthetic degree of the reduction panel is solved.



Wood 01



Wood 02



Wood 03



Wood 04



GREEN 01



gray



White flash silver




gold




gray flash silver

■ Plane finished door panel and handle show effect

■ Finished glass door panel (this door needs special customization with the overall cabinet design effect)



01



02



03



04



05



06



07



08

■ Flat finished door panel style optional



01



02



03



04



05



11



12



13



14



15



06



07



08



09



10



16



17




18




19



20






High cabinet



Cabinet filling
(aluminum honeycomb)




Assembled cabinet



Cabinet interior



Door hinge



CBSA®
中華國際



For more products, please consult. Email:fs.augus2018@Gmail.com



FOR MORE DETAILS, PLEASE VISIT

WWW.CBSA.LTD